



**A NEW LEGACY**

**ACTIVITY BOOK**

# INTRODUCING THE **TUNE SQUAD**



## **BUGS BUNNY**

Expert recruiter. Only Bugs can bring the Tune Squad together.



## **LEBRON JAMES**

LeBron is left-handed but he shoots the basketball with his right hand.



## **LOLA BUNNY**

Of all the Tunes, Lola is the most skilled basketball player.



## **TWEETY BIRD**

Expert in the art of a slam dunk.



## **ELMER FUDD**

Elmer's middle initial is J. Could it stand for "Jam"?



## **WILE E. COYOTE**

Has an exclusive endorsement deal with Acme Corporation.



## **ROAD RUNNER**

He's so fast his speed cannot be measured.



## **FOGHORN LEGHORN**

A Leghorn is a type of chicken.



## **MARVIN THE MARTIAN**

Marvin's dog is named K-9 (like "canine" – get it?).



## **PORKY PIG**

Porky has a hidden talent – he can carry a tune – but you'll need to see the movie to experience his mic-drop moment!



# BASKETBALL SUGAR COOKIES

**MAKES:** 30–40 Cookies (based on cookie cutter size)

## INGREDIENTS:

### Cookie:

1 cup of softened butter  
2 eggs  
1 ½ cups of sugar  
2 teaspoons of vanilla extract  
½ teaspoon of baking powder  
¼ teaspoon of salt  
4 cups of flour  
Parchment paper  
Circle cookie cutter

### Icing:

2 plastic bags for icing  
2 ¼ cups of powdered sugar  
1 tablespoon of meringue powder  
3 tablespoons of water  
½ teaspoon of vanilla extract  
Black food coloring



## DIRECTIONS:

### Cookie:

1. Preheat oven to 375°F.
2. Beat butter and sugar until smooth.
3. Add in one egg at a time, mixing well before adding the next one.
4. Next, mix in the vanilla extract, baking powder, and salt.  
Once combined, add in the flour one cup at a time.
5. Place dough in the fridge for 20–30 mins. or freezer for 10–15 mins.  
Once cold, roll out your dough and place on a parchment paper-lined baking sheet. Using a circle cookie cutter, cut out your basketballs.
6. Bake for 6–9 mins. until golden brown. Let your cookies cool before icing.

### Icing:

1. Add powdered sugar and meringue powder to a bowl and mix well.
2. Add in water and vanilla extract and beat until icing forms peaks.  
If it is too thick, add a little more water.
3. Split your icing into two bowls and put 5 drops of black food coloring in one and 2 drops of black food coloring in the other.
4. Fill each plastic bag with the colored icing and cut the tip of the bag.
5. Start with the gray frosting and pipe the top of the basketball, starting from the outside working in. Use the back of a spoon or toothpick to spread out the icing to the edges then let harden.
6. Once set, use the black icing to pipe lines down each cookie to make it look like a basketball. Let it set and then enjoy!

# CARROT SNACK PACK

## INGREDIENTS:

Triangle cellophane bags (purchase at your local craft store)  
Green tissue paper  
Green string  
Orange snacks such as orange bell peppers, carrots, cheddar cheese sticks, orange fish crackers, clementines, cheese puffs

## DIRECTIONS:

1. Open your treat bag and fill it with snacks, leaving about one inch of space at the top.
2. Fill the top of the bag with a quarter sheet of green tissue paper.
3. Gather the end of the bag around the tissue paper and tie off with the green string.
4. Finally, cut the ends of the tissue paper into strips to create a leafy look.



# TUNES VS. GOONS CUPCAKES



**MAKES:** 12 Standard-Sized Cupcakes

## INGREDIENTS:

### Cupcakes:

1/2 cup of softened butter  
2 eggs  
1 cup of milk  
1 1/3 cups of flour  
1/4 teaspoon of salt  
1 teaspoon of baking powder  
1 cup of sugar  
1 teaspoon of vanilla extract  
Cupcake liners

### Frosting:

2 plastic bags for frosting  
1/2 cup of softened butter  
1 1/2 teaspoons of vanilla extract  
2 cups of powdered sugar  
2 tablespoons of milk  
Red, yellow, and blue food coloring

### Cupcake Toppers:

Tunes vs. Goons cupcake toppers  
Toothpicks  
Tape

## DIRECTIONS:

### Cupcake:

1. Preheat the oven to 350°F/190°C and line cupcake tins with cupcake liners.
2. Beat butter and sugar together with an electric mixer or spoon until light and fluffy.
3. Mix in one egg at a time. Wait until the first one is combined before adding the second. Add vanilla extract.
4. In a separate bowl, mix together the dry ingredients. Once combined, slowly add in half of the dry ingredients to the butter mixture until just combined.
5. Next, add milk and mix until combined then add in the remaining dry ingredients.
6. Divide the batter between the cupcake tins until each is 3/4 full.
7. Bake for 15–20 mins. until an inserted toothpick comes out clean.
8. Remove cupcakes from tin and let cool completely before frosting.

### Frosting:

1. With an electric mixer or spoon, beat the softened butter until fluffy and smooth.
2. Next, mix in powdered sugar until combined. Add in vanilla extract.
3. Add in milk and beat until combined.
4. Split the frosting into three bowls. Add 3 drops of blue food coloring into the first bowl, 2 drops of yellow and 1 drop of red food coloring into the second bowl, and 3 drops of red and 1 drop of blue food coloring into the third bowl.
5. Stir each individual bowl until colors are thoroughly mixed together.
6. Scoop each color frosting into its own plastic bag and push the frosting into a corner of the bag.
7. Cut the tip of the bag and frost your cooled cupcakes.

### Cupcake Toppers:

1. Cut out the Tunes vs. Goons cupcake toppers on the next page.
2. Place the toothpick on the back side of the topper and tape into place.
3. Stick toppers into the cupcakes and enjoy!



**IN THEATERS JULY 16**




# TUNES VS. GOONS

## CUPCAKE TOPPERS



# CONNECT THE DOTS




**SPACE  
JAM**  
A NEW LEGACY

IN THEATERS JULY 16



# COLORING PAGES



**SPACE  
JAM**  
A NEW LEGACY

IN THEATERS JULY 16





**SPACE  
JAM**  
A NEW LEGACY

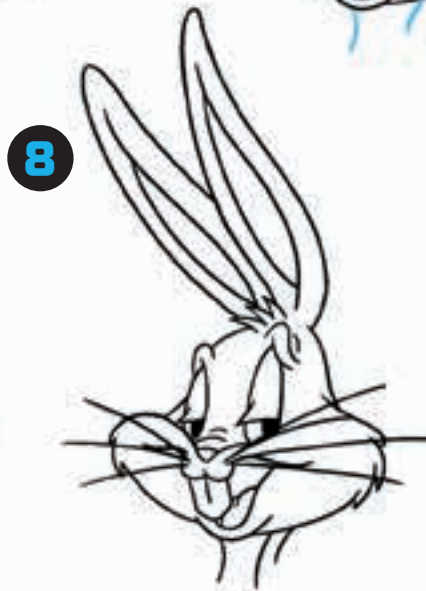
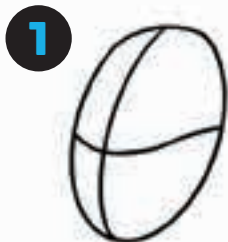
IN THEATERS JULY 16



LEARN HOW TO

# DRAW BUGS BUNNY

Follow the steps to draw your own Bugs Bunny!



**SPACE  
JAM**  
A NEW LEGACY

IN THEATERS JULY 16



**DRAW HERE**



**SPACE  
JAM**  
A NEW LEGACY

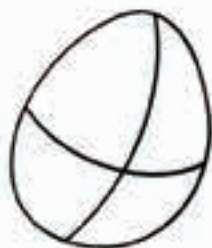
**IN THEATERS JULY 16**



LEARN HOW TO

# DRAW LOLA BUNNY

Follow the steps to draw your own Lola Bunny!



1



2




3



4



5



6



7




8



IN THEATERS JULY 16



**DRAW HERE**




**SPACE  
JAM**  
A NEW LEGACY

**IN THEATERS JULY 16**



# DESIGN YOUR OWN TEAM JERSEY

Draw and color to design your own jersey.



IN THEATERS JULY 16

# DESIGN YOUR OWN **TEAM SNEAKERS**

Draw and color to design your own sneakers.



**SPACE  
JAM**  
A NEW LEGACY


IN THEATERS JULY 16



DESIGN YOUR OWN

# TUNE SQUAD PENNANT

Fold on the dotted line; glue on a stick, string or straw.




IN THEATERS JULY 16

DESIGN YOUR OWN

# GOON SQUAD PENNANT

Fold on the dotted line; glue on a stick, string or straw.



IN THEATERS JULY 16



# WILD TUNE SQUAD WORD SCRAMBLE

Unscramble the words to help LeBron discover his team.

OPRYK GIP 1. \_\_\_\_\_

ANTASIMAN EVLDI 2. \_\_\_\_\_

UGBS YNBUN 3. \_\_\_\_\_

ETYWTE 4. \_\_\_\_\_

FAFYD CUDK 5. \_\_\_\_\_

DARO NURNRE 6. \_\_\_\_\_

EELRM FDDU 7. \_\_\_\_\_

ITYMSEEO SMA 8. \_\_\_\_\_

9. \_\_\_\_\_

10. \_\_\_\_\_

11. \_\_\_\_\_

12. \_\_\_\_\_

13. \_\_\_\_\_

14. \_\_\_\_\_

15. \_\_\_\_\_

LVESRTSYE

OLLA NNYUB

HRONFGO EHNRGLO

PESEYD EZNSOGLA

AGNRYN

WLEI E YECTOO

SSGMEOAR



IN THEATERS JULY 16



# WASCALLY WABBIT'S WORD SEARCH

Find the following words in the puzzle. Words are hidden ↓, ↑, →, ←, and ↘.

AUSTIN POWERS  
BASKETBALL  
BATMAN  
BUGS BUNNY  
CASABLANCA  
CHRONOS

FLINTSTONES  
GAME OF THRONES  
HARRY POTTER  
INDIGO WIDOW  
IRON GIANT  
KING JAMES

KING KONG  
MAD MAX  
PORKY PIG  
ROAD RUNNER  
SUPERMAN  
TEAMWORK

THE BROW  
THE MATRIX  
TWEETY  
WET FIRE  
WHITE MAMBA  
WONDER WOMAN

I	L	A	F	N	A	M	R	E	P	U	S	T	A	J	E	A	F	N	Q	D	W	K
S	J	E	M	T	U	V	D	U	D	K	H	A	H	L	A	X	F	W	N	R	B	B
E	G	E	G	E	Y	A	T	X	A	M	D	A	M	E	O	I	S	E	A	V	L	A
N	Q	V	K	A	X	W	U	T	T	W	G	F	A	J	M	A	C	T	M	A	H	S
O	E	W	I	M	L	W	W	S	B	W	W	I	L	E	I	A	A	F	T	A	A	K
R	O	O	N	W	W	H	O	P	T	P	E	R	N	I	D	Y	T	I	A	J	R	E
H	S	D	G	O	A	I	N	Y	O	I	T	E	O	U	N	O	U	R	B	V	R	T
T	E	I	K	R	C	T	D	A	Y	R	N	H	T	A	V	T	C	E	I	Z	Y	B
F	M	W	O	K	N	E	E	D	I	H	K	P	E	Y	D	K	S	M	E	X	P	A
O	A	O	N	T	A	M	R	V	H	Q	Y	Y	O	B	U	R	I	T	R	L	O	L
E	J	G	G	S	L	A	W	T	D	A	I	A	P	W	R	C	U	G	O	I	T	L
M	G	I	P	K	B	M	O	X	H	M	G	V	O	I	E	O	K	N	M	N	T	M
A	N	D	V	Y	A	B	M	D	A	H	K	N	L	Q	G	R	W	O	N	G	E	F
G	I	N	V	N	S	A	A	I	R	O	N	G	I	A	N	T	S	D	H	E	R	S
H	K	I	V	S	A	A	N	X	B	K	R	Y	C	H	R	O	N	O	S	Q	R	H
R	M	G	N	A	C	O	N	Y	N	N	U	B	S	G	U	B	R	W	A	Y	A	T



**SPACE  
JAM**  
A NEW LEGACY

IN THEATERS JULY 16



# FILL IN THE STORY

## WELCOME TO THE JAM!

Professional basketball champion and global icon \_\_\_\_\_ goes  
**name**  
on a(n) \_\_\_\_\_ adventure alongside timeless Tune \_\_\_\_\_ in the  
**adjective** **name**  
animated/live-action event "Space Jam: A New Legacy." This \_\_\_\_\_  
**adjective**  
journey is a manic mash-up of \_\_\_\_\_ worlds that reveals just how  
**number**  
far some parents will go to connect with their kids.

When \_\_\_\_\_ and his/her young son Dom  
**first name chosen**  
are trapped in a \_\_\_\_\_ by a rogue A.I., \_\_\_\_\_  
**noun (place)** **first name chosen**  
must get them home safe by leading Bugs, Lola Bunny and  
the whole gang of notoriously \_\_\_\_\_ Looney Tunes to  
**adjective**  
victory over the A.I.'s digitized champions on the court: a  
powered-up roster of professional \_\_\_\_\_ stars  
**sport**  
as you've never seen them before. It's Tunes versus  
Goons in the highest-stakes challenge of their life, that will  
redefine \_\_\_\_\_'s bond with his/her son and shine a light  
**first name chosen**  
on the power of being yourself. The ready-for-action Tunes destroy  
convention, supercharge their unique talents, and surprise even

"King"/"Queen" \_\_\_\_\_ by \_\_\_\_\_  
**first name chosen** **verb ending in -ing**  
the game their own way.



IN THEATERS JULY 16




# SECRET CODE REVEAL

Crack the Looney Tunes key phrases by using the secret code alphabet!



1: \_\_\_\_\_ , \_\_\_\_\_ ?

2: \_\_\_\_\_ !

3: \_\_\_\_\_ !

4: \_\_\_\_\_ !



**SPACE  
JAM**  
A NEW LEGACY

IN THEATERS JULY 16



# FIND THE DIFFERENCE

Can you find 12 differences between the two pictures?



**SPACE  
JAM**  
A NEW LEGACY

IN THEATERS JULY 16







**SPACE  
JAM**  
A NEW LEGACY

IN THEATERS JULY 16



# PLAY BALL MAZE


Find the correct path to help Bugs score a basket for the Tune Squad.



**SPACE  
JAM**  
A NEW LEGACY

IN THEATERS JULY 16

# READ THE CLUES BELOW TO SOLVE THE CROSSWORD PUZZLE



## ACROSS

2. When you bounce the ball on the floor to move from one end of the court to the other.
4. What does LeBron turn into when Al-G sends LeBron to Looney Tunes World?
7. Although there are lots of fast members of the Tune Squad, his compact size allows him to blast past the Goons and head straight for the basket.
8. He is a good basketball player but is easily distracted by yarn and must fight the temptation to chase his teammate Tweety.
9. A sweet, sassy old lady who is good at basketball.
10. Not the tallest on the team but at least his hat gives him a couple of inches.
11. Normally, he likes to chase Bugs ("Stop, you wascally wabbit!") through the woods, but once he joins the Tune Squad, he chases the ball up and down the wooden court.
14. A \_\_\_\_\_ is when you jump in the air and score by putting the basketball directly through the hoop above the rim.

## DOWN

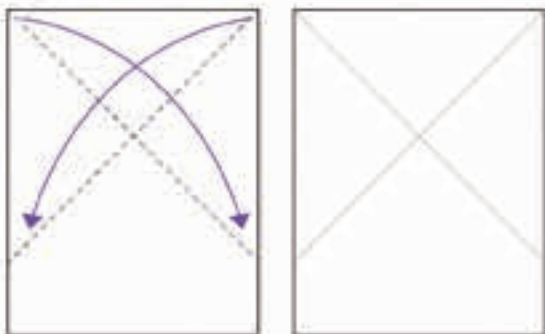
1. She is the best basketball player on the court besides LeBron.
3. Although he isn't much of a trash-talker, he lets his playing do the talking. He's in great shape from constantly chasing the Road Runner so he is an asset to the Tune Squad.
5. This player can turn into a whirling tornado of destruction.
6. This is one fowl who's not afraid to foul! The Goons don't scare him — once he steps onto the court, he's no chicken.
8. LeBron James and Bugs Bunny go on an epic animated/live-action adventure called \_\_\_\_\_.
12. The team that LeBron plays on.
13. Al-G Rhythm's basketball team.
15. Basketball is all about having \_\_\_\_.



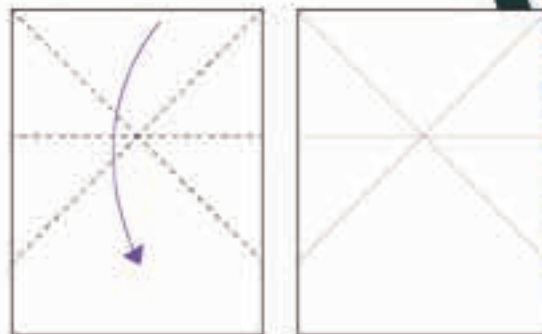
IN THEATERS JULY 16



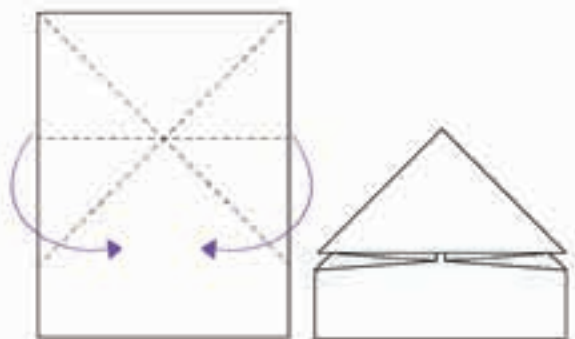
# BASKETBALL ORIGAMI HOOP



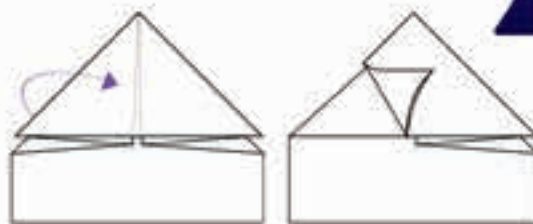
Step 1: Fold the top right and left corners down to form a triangle.



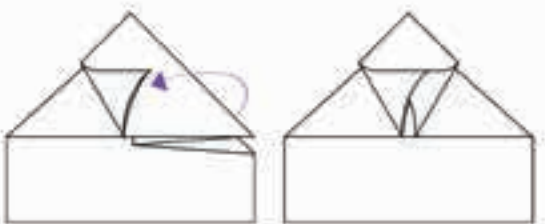
Step 2: Fold the paper down from the top so that the fold intersects with the center of the previous folds.



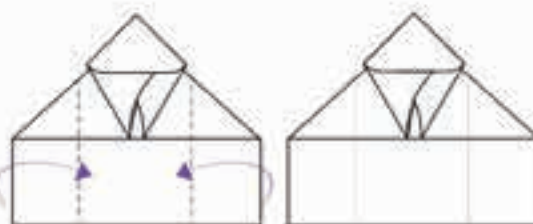
Step 3: Push in the center of where the three creases meet and then flatten the triangle down.



Step 4: Fold over the left flap.



Step 5: Fold over the right flap and tuck it in the left flap to form the hoop.



Step 6: Fold in sides so that the hoop stands.

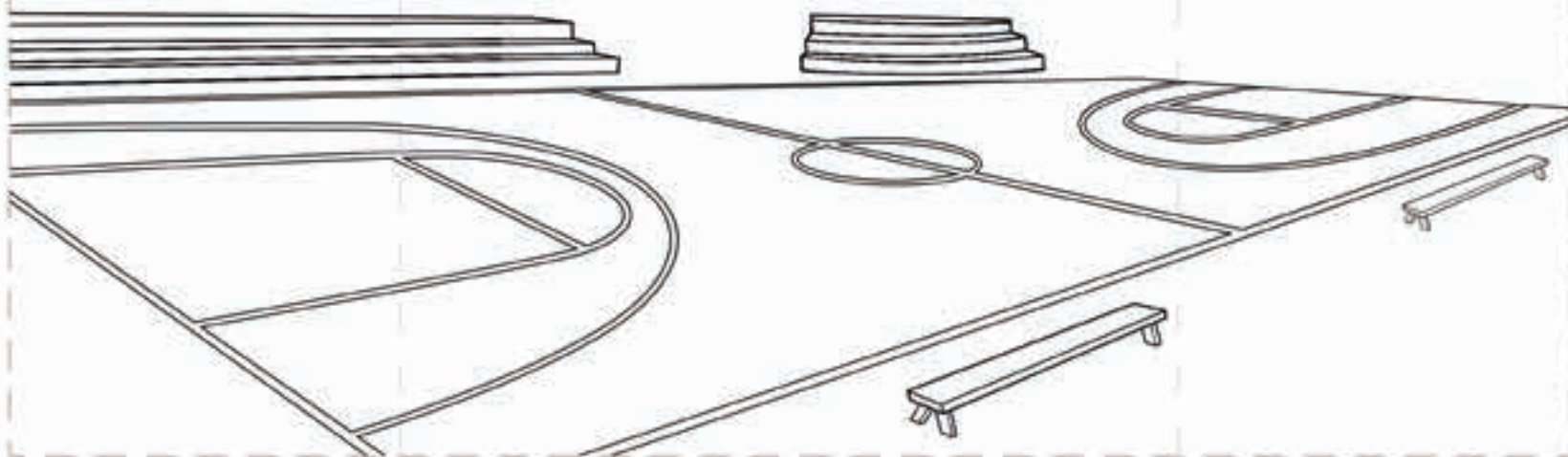


Step 7: Color in your basketball hoop. Then make basketballs out of wads of paper and shoot away!



IN THEATERS JULY 16

Color in both sides of the basketball origami hoop to set your own game atmosphere.






A NEW LEGACY



# CUTOUT HEADBANDS

## Instructions:

1. Cut out characters along dotted line.
2. Cut out headband pieces and glue together.
3. Glue or tape on desired character to headband.



**SPACE  
JAM**  
A NEW LEGACY

**ATTACH  
CHARACTER  
CUTOUT HERE**

GLUE TO LEFT  
SIDE OF MAIN  
HEADBAND PIECE

GLUE TO LEFT  
SIDE OF MAIN  
HEADBAND PIECE



# CUTOUT HEADBANDS

## Instructions:

1. Cut out characters along dotted line.
2. Cut out headband pieces and glue together.
3. Glue or tape on desired character to headband.



**SPACE  
JAM**  
A NEW LEGACY

**ATTACH  
CHARACTER  
CUTOUT HERE**

GLUE TO LEFT  
SIDE OF MAIN  
HEADBAND PIECE

GLUE TO LEFT  
SIDE OF MAIN  
HEADBAND PIECE





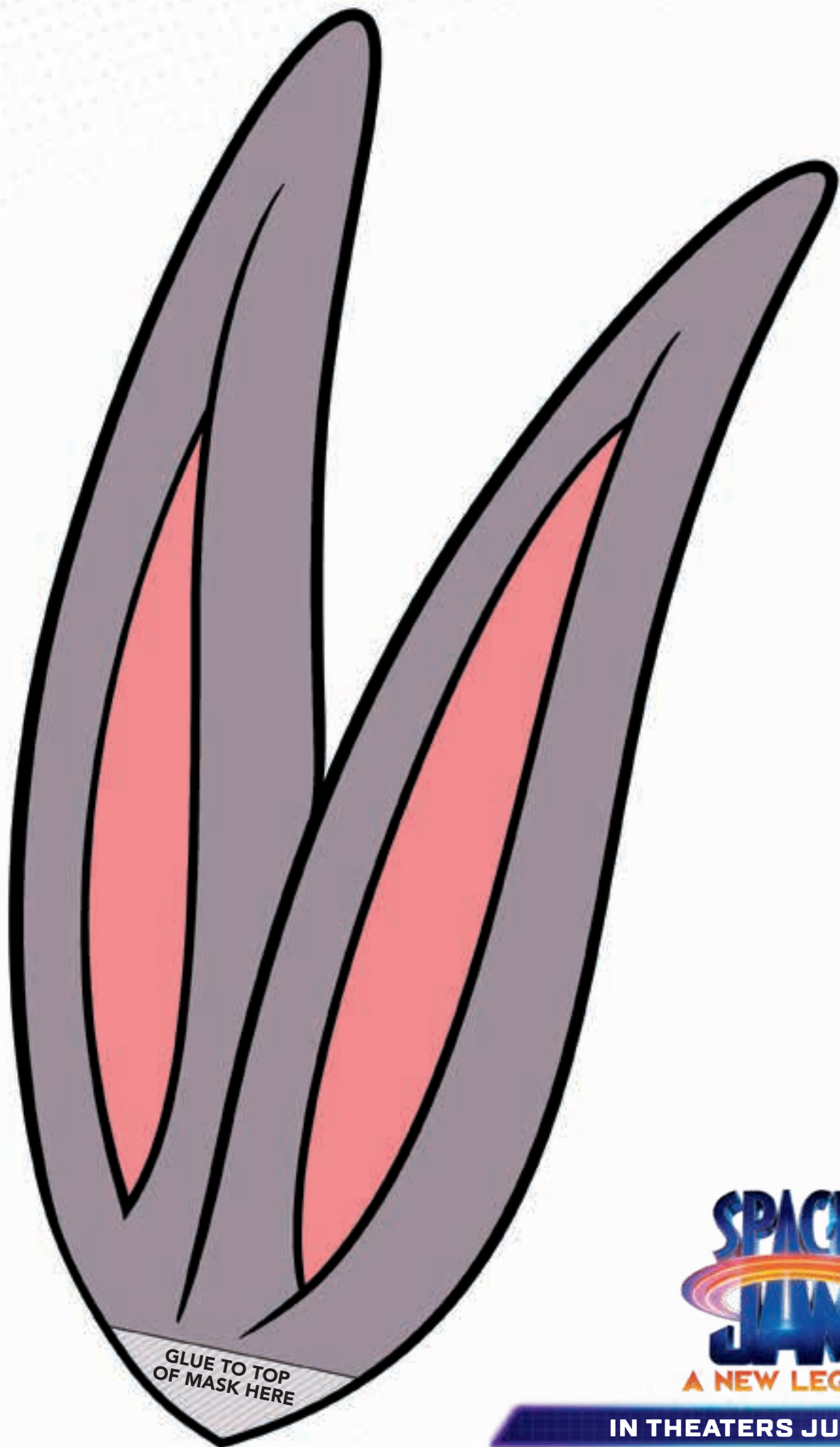
# CUTOUT MASKS

## Instructions:

1. Cut out along heavy outer line.
2. Cut out eyes and punch holes for string.
3. Tie mask on with string.



IN THEATERS JULY 16



**SPACE  
JAM**  
A NEW LEGACY

**IN THEATERS JULY 16**





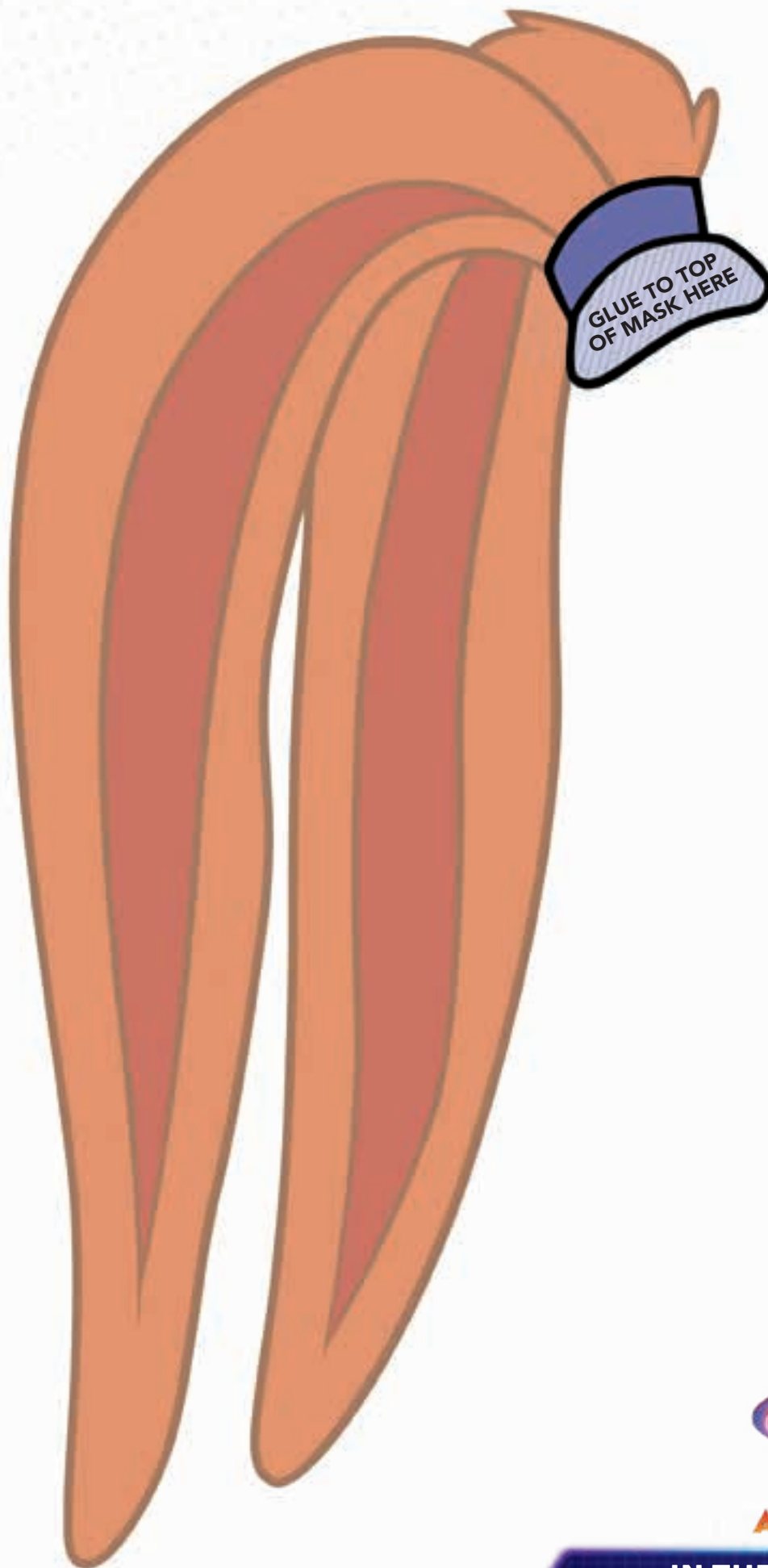






**SPACE  
JAM**  
A NEW LEGACY

IN THEATERS JULY 16



IN THEATERS JULY 16











**SPACE  
JAM**  
A NEW LEGACY

IN THEATERS JULY 16



**SPACE  
JAM**  
A NEW LEGACY

IN THEATERS JULY 16











**SPACE  
JAM**  
A NEW LEGACY

IN THEATERS JULY 16



**SPACE  
JAM**  
A NEW LEGACY

IN THEATERS JULY 16







**A NEW LEGACY**